



YACHTLINE



340



TUBE COLOR




Bow rail



Storage with navigation lights holder



380



TUBE COLOR



Comfortable front seats



Large back seat



YACHTLINE

+

POINTS

The Zodiac® YACHTLINE series has been specifically designed to complement your Yacht.

The Zodiac® Yachtline focuses on convenience. The bow teak step, combined with the teak covered rear steps, facilitate hassle-free boarding. This ease of boarding, coupled with a newly designed, mooring-friendly bow rail, make the Zodiac® Yachtline the premiere yacht tender on the market.

In order to occupy as little space as possible on your boat, Zodiac® Yachtlines feature a compact design. However, interior seating was not compromised in the Yachtline series, and every Yachtline features comfortable seating for all passengers.

Conveniently located spacious lockers provide valuable storage space.

The three new tube colours (grey, camel and marine blue) provide the opportunity to harmonize your tender with your boat. These new tubes are made of Hypalon™-Neoprene™ fabric, which provides better resistance to UV radiation and abrasion. In addition, tubes are easily removed for maintenance and repair.

Aside from tendering duties, the Yachtline can also suit your recreational activities (waterskiing, tubing, etc). Yachtlines feature great sea-keeping qualities, and plane quickly as a result of their patented Zodiac® Nautic integrated trim flaps.

- New bow rail with teak covered step to provide safe boarding at the bow + LED lights
- New teak covered lateral steps providing safe boarding at the stern of the boat
- New tube design with three colour options (grey, camel, marine blue)
- Integral flaps facilitating quick planing of the boat (Zodiac® Nautic patent)
- Removable Hypalon™-Neoprene™ buoyancy tubes
- Integral fuel tank
- Easy access to storage locker




420



TUBE COLOR



Lateral steps



Bow rail


470



TUBE COLOR



Lateral steps



Shower

EQUIPMENT

HULL

- V-shaped fiberglass hull with built-in flaps (deep V on 470)
- Moulded non-skid deck
- Anchor locker with upholstered seat
- Rear locker with gas strut
- Lateral locker (420/470)
- 1 bow D-ring
- 2 stern rings
- 1 self-bailer

BUOYANCY TUBE

- Hypalon™-Neoprene™ fabric
- Choice of tube set colour (medium grey / marine blue / camel)
- Removable tube system
- Semi-recessed Easy Push valves

- Large profile rubbing strake
- Reinforced cone ends
- Interior handles (6 on 340, 8 on 380 / 420 / 470)

STANDARD EQUIPMENT

- Stainless steel bow rail
- Teak covered rear boarding steps
- Steering console with:
 - Steering wheel
 - + steering system
 - + cable
 - 3 breakers
 - Glove box
- Built-in fuel tank
 - + gauge
 - + fuel/water separator
- 35 litres / 9.2 US gal (340 / 380)
- 57 litres / 15 US gal (420)
- 85 litres / 22.5 US gal (470)
- Recess for extinguisher
- Double pilot/co-pilot seat with removable upholstered seat (340 / 380 / 420 / 470)
- Passenger seats with removable upholstered cushion
- 4 stainless steel mooring cleats
- 3 lifting points
- Courtesy light
- Navigation lights
- 12-volt plug (470)
- Battery switch
- Battery box
- Automatic bilge pump

- 2 paddles
- Foot pump
- Pressure gauge
- Repair kit
- Owner's manual

MAIN OPTIONAL ACCESSORIES

- Lifting sling kit
- Overall cover
- Shower kit with 26 litres / 6.8 US gal (470)
- Ski mast (420 / 470)
- Side bathing ladder
- Synthetic teak deck

TECHNICAL SPECIFICATIONS



	340	380	420	470
DIMENSIONS (metres - feet/inches)				
Overall length	3,4 - 11'2"	3,8 - 12'6"	4,2 - 13'9"	4,7 - 15'5"
Inside length	2 - 6'7"	2,4 - 7'11"	2,8 - 9'2"	2,98 - 9'9"
Overall width	1,77 - 5'10"	1,77 - 5'10"	1,86 - 6'1"	2,05 - 6'9"
Inside width	0,86 - 2'10"	0,86 - 2'10"	0,94 - 3'1"	1,05 - 3'5"
Buoyancy tube diameter	0,455 - 1'6"	0,455 - 1'6"	0,455 - 1'6"	0,5 - 1'8"
CAPACITY				
Passengers (ISO)	4	5	6	9
Maximum payload ¹ (kg - lbs)	605 - 1333,8	735 - 1620,4	850 - 1873,9	945 - 2083,4
Total weight (kg - lbs)	193 - 425,5	218 - 480,6	273 - 601,9	390 - 859,8
Airtight compartments	3	3	3	5
DESIGN CATEGORY				
European directive N° 94/25/CE	C	C	C	C
OUTBOARD DATA				
Shaft: ■ long	■	■	■	■
Minimum recommended power ² (Hp)	15	20	30	50
Minimum recommended power ² (kW)	12	15	23	38
Maximum recommended power ² (Hp)	30	30	50	70
Maximum recommended power ² (kW)	23	23	38	53
Maximum power allowed ³ (Hp)	30	50	60	90
Maximum power allowed ³ (kW)	23	38	45	68
Maximum weight of outboard ⁴ (kg - lbs)	100 - 220,5	110 - 242,5	120 - 264,6	170 - 374,8
Maximum speed ⁵ (km/h - mph)	48 - 29,8	54 - 33,6	60 - 37,3	68 - 42,3
HULL STORAGE DIMENSIONS (metres - feet/inches)				
Length	3,18 - 10'5"	3,58 - 11'9"	3,98 - 13'1"	4,34 - 14'3"
Width	1,11 - 3'8"	1,11 - 3'8"	1,25 - 4'1"	1,38 - 4'6"
Height	0,96 - 3'2"	0,96 - 3'2"	1,03 - 3'5"	1,14 - 3'9"
Hull angle	18°	18°	18°	21,5°

Indicated measurements may vary by +/- 3%, or +/- 5% for weight and speed measurements.

(1) Maximum permitted load is calculated using ISO standards. Caution is advised when operating fully laden boats.

(2) Recommended power is based on optimal use of the boat's abilities under average load. Depending on use, choose either maximum (waterskiing) or minimum power (fishing, cruising).

(3) The manufacturer's plaque specifies maximum permitted power. The power of your boat must not exceed this under any circumstances.

(4) Maximum permitted weight: dry weight, according to motor manufacturers' catalogue specifications.

(5) Maximum speeds are intended as a guide only; they were measured in ideal conditions by professional pilots with one person aboard. They may vary according to make of motor, boat load, propeller type and water conditions.

(6) Models in this catalogue are sometimes shown with optional accessories. Please check standard equipment supplied with each model and see your reseller for any additional equipment. The availability of certain models, as well as certain equipment details may vary from country to country (e.g. USA, Canada).

The boats photographed in this catalogue may have undergone changes. Zodiac® Nautic continually strives to improve the quality of its products and as such reserves the right to modify or delete any model presented in this catalogue without prior notice. Zodiac® Nautic recommends to wear life jacket at all times; it is your own responsibility to check the legal obligations on your navigation zone.

This document may refer to trademarks belonging to other Companies. Such references are for identification only, and are not intended to be an endorsement. In a permanent concern of improvement of its products, Zodiac® Nautic reserve the right to modify or improve the conception or definition of its products at any time, without any prior notification and no retroactive effect on the boats built previously. This document cannot be considered as a contractual document. Non contractual pictures. Attitudes and behaviours of the persons aboard the boats must not be considered as an example.

www.zodiac-nautic.com

Zodiac® is a registered trade mark - Copyright© Zodiac®